

LASER
DEEPTONE EXHAUST SYSTEMS
MADE BY
JAMA

Let your BIKE
sing THE
BLUES





LASER CUSTOM EXHAUST SYSTEMS




Sing it LOUD!


OUTLAW EXHAUSTS

 **LASER CUSTOM** Outlaw exhausts are excellent for custom bikes. The Slash-Cut mufflers give that special, Real American V-Twin Sound and are available with or without showcovers. Duplex-nickle chromed for that perfect look and especially built for your bike. It's a pity that beautiful noise is not in comply with the latest standards. Perfect fit!

 **LASER CUSTOM** Outlaw sont l'accessoire indispensable pour toute moto custom. Le Slash-Cut bizeauté à la sonorité authentique V-Twin Américain avec ou sans enjoliveur de protection-chaueur. Les échappements **LASER CUSTOM** sont brilliants et rutilants grâce à leur double-couche de chrome micro-satin et ils sont spécifiquement développés et fabriqués pour chaque type de moto.

Le montage est très aisé.

 **LASER CUSTOM** Outlaw, die Auspuffanlage die das Image Ihres Chopper aufpoliert. "Outlaw" hört sich an wie ein V-Twin sich anhören soll aber die in der BRD leider nicht mit der z.Z. gültigen STZOY in Einklang zu bringen ist. Mit abgeschragten "Slash-Cut" Enden und "The Real American V-Twin Sound". Wahlweise lieferbar mit oder ohne Hitzeschilder. Die Duplex-Nickel Chromschicht sieht gut aus und die Anlage sind speziell für jedes Modell entwickelt und produziert. Einfache Montage!

 **LASER CUSTOM** Outlaw de échte custom uitlaat met de afgeschuinde Slash-Cut dempers en de karakteristieke Real American V-Twin Sound. Misschien ben je wel vogelvrij met deze uitlaten. "Outlaws" geven van die lekkere vette klappen die helaas niet aan de hedendaagse keuringseisen voldoen. Maar het klinkt wel zoals een V-Twin hoort te klinken! Naar keuze leverbaar met of zonder sierschilden, duplex-nikkel verchromd en speciaal voor jouw motor ontwikkeld en geproduceerd. Perfect passend dus!



LASER Custom Slash-Cut



LASER Custom Slash-Cut with Covers

Suzuki
VL1500 LC
Intruder



Honda
VT 125
Shadow



Yamaha
XV-S1100
DragStar



Yamaha
XV 1600
WildStar



SING IT RIGHT

STREET LEGAL EXHAUSTS



With the Street Legal mufflers your bike sings the Blues within the limits of the law. With a duplex-nickle chrome plate and especially developed for every individual motorcycle model. Noise O.K., performance O.K., design O.K. and finish O.K. Easy to fit though. A LASER Street Legal is well in place!

LASER CUSTOM Street Legal. Le modèle homologué ECE. Les échappements LASER CUSTOM sont brillants et rutilants grâce à leur double-couche de chrome micro-satin et ils sont spécifiquement développés et fabriqués pour chaque type de moto. Sonorité O.K., performance O.K., design O.K. et finition O.K. Le montage est très aisé. Avec un LASER Street Legal tout va bien!



Mit Street Legal Endschalldämpfern singt Ihr Motorrad "the Blues" laut E.G. Richtlinien. Mit einer Duplex-Nickel Chromschicht, speziell für jedes Modell entwickelt und produziert. Geräusch O.K., Leistung O.K., Design O.K. und Verarbeitung O.K. Einwandfreie Montage! Mit einer LASER Street Legal ist alles in Ordnung!



Met de Street Legal dempers zingt je motor de Blues vol - gens de Europa-keuringseisen. Duplex-nikkel verchromd en speciaal voor jouw motor ontwikkeld en geproduceerd. Geluid O.K., vermogen O.K., vormgeving O.K. afwerking O.K. Perfect passend dus! Met een LASER Street Legal zit je goed!



LASER Custom Tapered



Suzuki
VS 800
Intruder



Yamaha
XV 535
Virago



LASER Custom Bullet
Slash-Cut



Honda
VT 600
Shadow



LASER CUSTOM EXHAUST SYSTEMS

SING IT LOUD!

LASER CUSTOM OUTLAW EXHAUST SYSTEMS

SING IT RIGHT!

LASER CUSTOM STREET LEGAL EXHAUST SYSTEMS

HONDA Model	SHADOW - MAGNA Type	Year	Style	Orderno. Slash-Cut	Orderno. Slash-Cut + Covers
I25 Shadow		'99~	One Side	88.1021.A	88.1021.AS
CA 125 Rebel		all	Two Sides	88.1019.A	88.1019.AS
VT 400 C	NC26, NV	all	One Side	88.1002.A	88.1002.AS
VLX 400	NC26, NV	all	One Side	88.1002.A	88.1002.AS
VT 500 C	PC08	all	Two Sides	88.1011.A	88.1011.AS
VT 600 C	PC21	all	One Side	88.1002.A	88.1002.AS
VLX 600	JH2PC21	all	One Side	88.1002.A	88.1002.AS
VF 700 C	JH2RC2102	'84	Two Sides	88.1010.A	88.1010.AS
VF 700 C	JH2RC2104	'87	Two x Two	88.1007.A	88.1007.AS
VT 700 C	JH2RC19EM	'84~'85	One Side	88.1004.A	88.1004.AS
VF 750 C	RC09	'82~'84	Two Sides	88.1010.A	88.1010.AS
VF 750 C	RC28	'87~'92	Two x Two	88.1007.A	88.1007.AS
VF 750 C	RC43	'93~	Two x Two	88.1009.A	88.1009.AS
VT 750 C	RC14	'83~'85	One Side	88.1004.A	88.1004.AS
VT 750C2 ACE	RC44	'97~	One Side	88.1020.A	88.1020.AS
VT 1100 C	SC18, SC23	'87~	One Side	88.1001.A	88.1001.AS
VT 1100 ACE	SC32	'96	One Side	88.1012.A	88.1012.AS

KAWASAKI Model	VULCAN - LTD Type	Year	Style	Orderno. Slash-Cut	Orderno. Slash-Cut + Covers
BN 125 Elim.	BN125	'97~'99	One Side	88.4015.A	88.4015.AS
EL 250 Elim.	EL250A/B/C	'89~'95	Single	88.4013.A	88.4013.AS
EN 400	EN400A	'86~'89	Two Sides	88.4005.A	88.4005.AS
EN 400	EN400B	'90~	One Side	88.4004.A	88.4004.AS
			Two Sides	88.4006.A	88.4006.AS
			Fronttubes	88.4007	88.4007
EN 450	EN450A	'86~'89	Two Sides	88.4005.A	88.4005.AS
EN 454	EN450A	'86~'89	Two Sides	88.4005.A	88.4005.AS
EN 500	EN500A	'90~	One Side	88.4004.A	88.4004.AS
			Two Sides	88.4006.A	88.4006.AS
			Fronttubes	88.4007	88.4007

ZL 600 Elim.	ZL600A/B	all	Two Sides	88.4011.A	88.4011.AS
			Fronttubes	88.4012	88.4012
VN 700	VN700A	'85~	One Side	88.4002.A	88.4002.AS
VN 750	VN750A	'85~	One Side	88.4002.A	88.4002.AS
VN 800	VN800A	'95~'97	One Side	88.4009.A	88.4009.AS
VN 800 Class.	VN800B	'96~'97	One Side	88.4009.A	88.4009.AS
VN 1500	VNT50B	'87~	One Side	88.4003.A	88.4003.AS
VN 1500 Class.	VNT15A/D	'96~'97	One Side	88.4014.A	88.4014.AS

SUZUKI Model	INTRUDER - SAVAGE Type	Year	Style	Orderno. Slash-Cut	Orderno. Slash-Cut + Covers
I25 Marauder	AP111	'98~	One Side	88.2008.A	88.2008.AS
VL 125		'99~	One Side	88.2009.A	88.2009.AS
VS 400		all	One Side	88.2001.A	88.2001.AS
		all	Two Sides	88.2003.A	88.2003.AS
VS 600	VN51A	all	One Side	88.2001.A	88.2001.AS
		all	Two Sides	88.2003.A	88.2003.AS
LS 650	NP41	all	Single	88.2001.A	88.2001.AS
VS 700	VP51A	all	One Side	88.2001.A	88.2001.AS
		all	Two Sides	88.2003.A	88.2003.AS
VS 750	VR51A	all	One Side	88.2001.A	88.2001.AS
		all	Two Sides	88.2003.A	88.2003.AS
VS 800	V552A	'99~	One Side	88.2001.A	88.2001.AS
VS 800	V552A	'99~	One Side	88.2003.A	88.2003.AS
VZ 800 Marauder	AF111	'97~	One Side	88.2006.A	88.2006.AS
VZ 800 Marauder		'99~	One Side	88.2010.A	88.2010.AS
VS 1400	VX51L	all	One Side	88.2002.A	88.2002.AS
		all	Two Sides	88.2004.A	88.2004.AS
VL 1500	AL111	'98~	One Side	88.2007.A	88.2007.AS

YAMAHA Model	VIRAGO Type	Year	Style	Orderno. Slash-Cut	Orderno. Slash-Cut + Covers
XV 125	all type	'96~'97	One Side	88.3005.A	88.3005.AS
XV 250	all type	all	One Side	88.3005.A	88.3005.AS
XV 400	Austria	'88~	One Side	88.3002.A	88.3002.AS
XV 500	Austria	'88~	One Side	88.3002.A	88.3002.AS
XV 535	3BT, 3JC	'88~	One Side	88.3002.A	88.3002.AS
XV-S650 Dragstar	4VR	'97~	One Side	88.3007.A	88.3007.AS
XV 700	all type	'86~	One Side	88.3001.A	88.3001.AS
			Fronttube	88.3006	88.3006
XV 700 SE	5G5	'81~'85	Two Sides	88.3003.A	88.3003.AS
XV 750 SE	5G5	'81~'85	Two Sides	88.3003.A	88.3003.AS
XV 750	all type	'86~	One Side	88.3001.A	88.3001.AS
			Fronttube	88.3006	88.3006
XV 920 JK shaft	10L, 24N		Two Sides	88.3003.A	88.3003.AS
XV 920 R chain	5H1		Two Sides	88.3004.A	88.3004.AS
XV 1000 TRI	5A8, 19T		Two Sides	88.3004.A	88.3004.AS
XV 1000 SE	23W	'81~'85	Two Sides	88.3003.A	88.3003.AS
XV 1000	all type	'86~	One Side	88.3001.A	88.3001.AS
			Fronttube	88.3006	88.3006
XV 1100	all type	'86~	One Side	88.3001.A	88.3001.AS
			Fronttube	88.3006	88.3006
XVS 1100		'99~	One Side	88.3009.A	88.3009.AS
XVZ 1300 Royal Star	4NK	'96~	One Side	88.3008.A	88.3008.AS
XV 1600 Wildstar		'99~	One Side	88.3010.A	88.3010.AS

HONDA Model	SHADOW - MAGNA Type	Year	Style	Orderno.	Approval
CMX 250 Rebel	JH2MC13	'85~'87	Two Sides	88.1014.B	BSI
VT 400 C	NC26, NV400	all	One Side	88.1002.B	BSI
VLX 400	NC26, NV400	all	One Side	88.1002.B	BSI
VT 600 C	PC21	all	One Side	88.1002.B	"e"
VLX 600	JH2PC21	all	One Side	88.1002.B	"e"
VF 700 C	JH2RC2104	'85~'86	Two Sides	88.1013.B	BSI
VF 700 C	JH2RC2104	'85~'86	Coll.unit+tubes	88.1016	#
VF 750 C	RC07, RC09	'82~'84	Two Sides	88.1010.B	#
VF 750 C	JH2RC210X	'85~'86	Two Sides	88.1013.B	BSI
VF 750 C	JH2RC210X	'85~'86	Coll.unit+tubes	88.1016	#
VF 1100 C	SC12	'96	One Side	88.1017.B	#
VF 1100 C	SC12	'96	Coll.unit+tubes	88.1017	#
VT 1100 ACE	SC32	'96~	One Side	88.1012.B	#

KAWASAKI Model	VULCAN - LTD Type	Year	Style	Orderno.	Approval
EN 400	EN400A	'86~'89	Two Sides	88.4005.B	BSI
EN 400	EN400B	'90~	Two Sides	88.4006.B	BSI
			Fronttubes	88.4007	#
EN 450	EN450A	'86~'89	Two Sides	88.4005.B	BSI
EN 454	EN450A	'86~'89	Two Sides	88.4005.B	BSI
EN 500	EN500A	'90~	Two Sides	88.4006.B	BSI
			Fronttubes	88.4007	#
VN 700			One Side	88.4010.B	BSI
VN 750			One Side	88.4010.B	BSI
ZL 600 Elim.	ZL600A/B	all	Two Sides	88.4011.B	#
			Fronttubes	88.4012	#

SUZUKI Model	INTRUDER - SAVAGE Type	Year	Style	Orderno.	Approval
VS 400		all	Two Sides	88.2003.B	BSI
VS 600	VN51A	all	Two Sides	88.2003.B	BSI
VS 700	VP51A	all	Two Sides	88.2003.B	BSI
VS 750	VR51A	all	Two Sides	88.2003.B	BSI
VS 800	V552A	all	Two Sides	88.2003.B	"e"
VS 1400	VX51L	all	Two Sides	88.2004.B	"e"

YAMAHA Model	VIRAGO Type	Year	Style	Orderno.	Approval
XV 250		all	One Side	88.3005.B	#
XV 400	all type	'88~	One Side	88.3002.B	BSI
XV 535	3BT, 3JC	'88~	One Side	88.3002.B	"e"
XV 700	all type	'86~	One Side	88.3001.B	BSI
XV 750	all type	'86~	One Side	88.3001.B	"e"
XV 1000 TRI	5A8, 19T		Two Sides	88.3004.B	BSI
XV 1000	23W	'81~'85	Two Sides	88.3003.B	BSI
XV 1100		'86~	One side	88.3001.H	BSI



LASER Exhaust systems are made by:
JAMA Engineering B.V.
 P.O.Box 1616
 3260 BC Oud-Beijerland-The Netherlands
 Tel.: +31(0)186 646464 • E-mail: sales@laser-jama.nl
 Fax: +31(0)186 646400 • Internet: www.laserexhausts.com



Internet: www.laserexhausts.com